

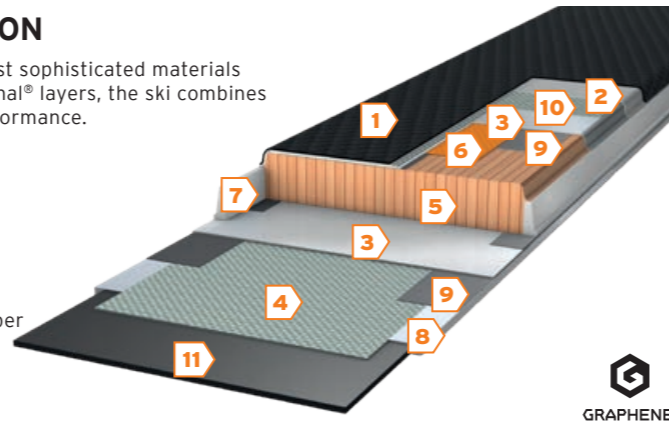
# SKI CONSTRUCTIONS

## WORLD CUP SANDWICH CAP CONSTRUCTION

The Worldcup Sandwich Cap Construction, is developed with the most sophisticated materials known to man. With a balanced mix of light Graphene and extra Titanal® layers, the ski combines the most extreme agility with extreme responsiveness, ultimate performance.

- |                                |                           |
|--------------------------------|---------------------------|
| 1 Top Sheet/Crossforce Carbon* | 7 Sidewall                |
| 2 Glass Fiber Fleece           | 8 Edge                    |
| 3 Titanal® Layer               | 9 Dampening Layer         |
| 4 Glass Fiber                  | 10 Reinforced Glass Fiber |
| 5 Wood Core                    | 11 Base                   |
| 6 Graphene                     |                           |

\*Only valid for Supershapes skis.

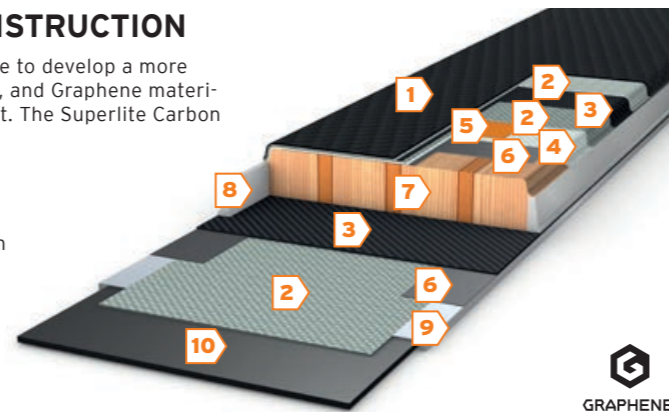


Relevant HEAD skis: all Supershapes skis, Worldcup Rebels e-Speed (Pro), Worldcup Rebels e-Race (Pro), Worldcup Rebels e-SL (Pro), Worldcup Rebels e.SLR, Worldcup Rebels e.GSR, Power Joy

## SUPERLITE CARBON SANDWICH CAP CONSTRUCTION

By combining the lightest and strongest materials, we have been able to develop a more stable, robust and lightweight ski. Utilizing karuba-ash wood, carbon, and Graphene materials guarantees optimal performance with the lightest possible weight. The Superlite Carbon Sandwich Cap Construction guarantees the ultimate skiing pleasure.

- |                        |                        |
|------------------------|------------------------|
| 1 Top Sheet            | 6 Dampening Layer      |
| 2 Glass Fiber          | 7 Wood Core Karuba-Ash |
| 3 Carbon               | 8 Sidewall             |
| 4 Diagonal Glass Fiber | 9 Edge                 |
| 5 Graphene             | 10 Base                |

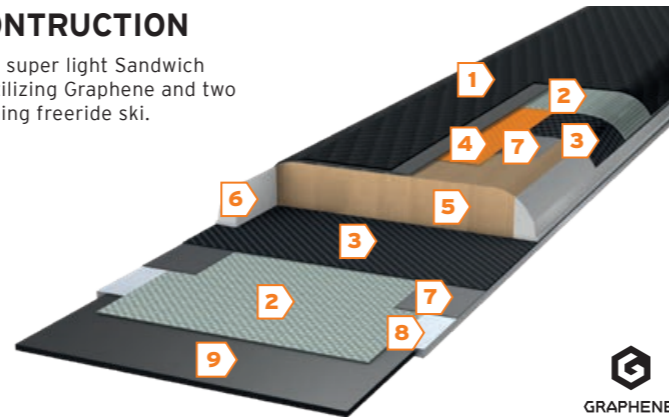


Relevant HEAD skis: Shape e-V10, Shape e-V8, Super Joy, Total Joy

## MULTILAYER CARBON SANDWICH CAP CONSTRUCTION

Developed from the most sophisticated materials known to man: the super light Sandwich Construction makes up one of the world's lightest freeride skis by utilizing Graphene and two different carbon layers. The ultimate construction for a high performing freeride ski.

- |                           |                   |
|---------------------------|-------------------|
| 1 Top Sheet               | 6 Sidewall        |
| 2 Glass Fiber             | 7 Dampening Layer |
| 3 Carbon                  | 8 Edge            |
| 4 Graphene                | 9 Base            |
| 5 Karuba-Poplar Wood Core |                   |



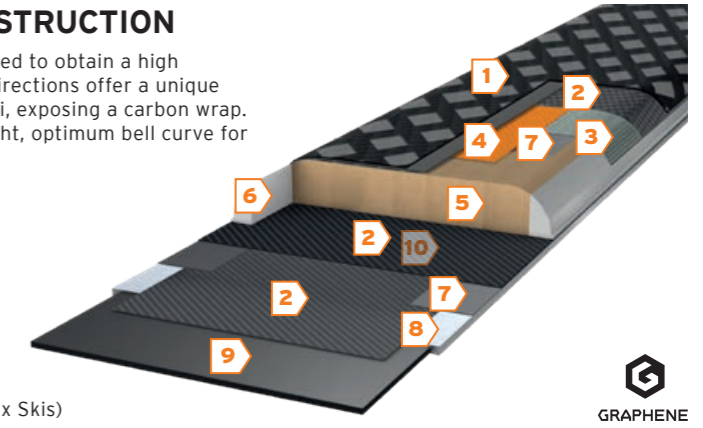
Relevant HEAD skis: all KORE & KORE W skis

## TRIAxIAL CARBON SANDWICH CAP CONSTRUCTION

Full Triaxial Carbon Jacket is a reinforcement fabric that is optimized to obtain a high strength-to-weight ratio. Carbon fibers weaved in three different directions offer a unique construction method where the top sheet is removed on the full ski, exposing a carbon wrap. Better power transmission of forces onto the slopes, ultralightweight, optimum bell curve for perfect flex behaviour.

- |                           |                                 |
|---------------------------|---------------------------------|
| 1 Triaxial Carbon Jacket* | 6 Sidewall                      |
| 2 Carbon                  | 7 Dampening Layer               |
| 3 Glass Fiber             | 8 Edge                          |
| 4 Graphene                | 9 Base                          |
| 5 Karuba Wood Core*       | 10 Glass Fiber (only Crux Skis) |

\*Crux: 1 Topsheet 5 Poplar Wood Core

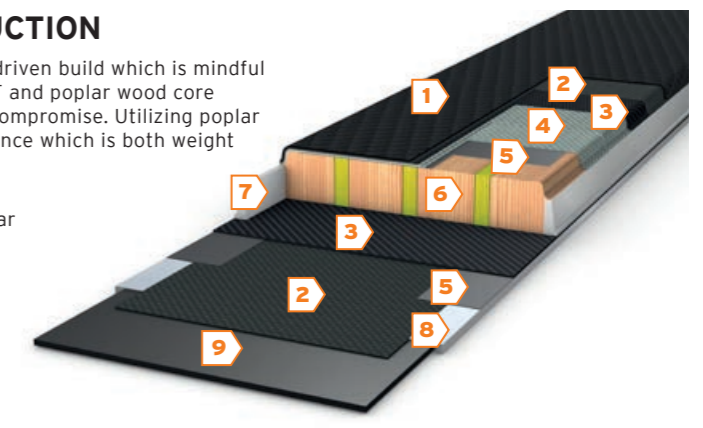


Relevant HEAD skis: Crux Pro, Crux

## PET-WOOD CORE CARBON CAP CONSTRUCTION

The PET-Wood Core Carbon Sandwich Cap construction, is an eco-driven build which is mindful of sustainability while still delivering superb skiing. The hybrid PET and poplar wood core delivers a stable, robust and lightweight ski with no performance compromise. Utilizing poplar wood, recycled PET plastics and carbon provides optimal performance which is both weight and environmentally conscious.

- |                        |                        |
|------------------------|------------------------|
| 1 Top Sheet            | 6 PET-Wood Core Poplar |
| 2 Carbon               | 7 Sidewall             |
| 3 Carbon Biaxial       | 8 Edge                 |
| 4 Diagonal Glass Fiber | 9 Base                 |
| 5 Dampening Layer      |                        |




Relevant HEAD skis: Oblivion 116, Oblivion 102

## SUPERLITE SANDWICH CAP CONSTRUCTION

Thanks to the unique properties of Graphene, the Superlite Sandwich Cap Construction uses fewer materials but increases its responsiveness, allowing faster and more precise changes from edge-to-edge. The ultimate ski for flotation and responsiveness.

- |                      |                          |
|----------------------|--------------------------|
| 1 Top Sheet          | 7 Sidewall               |
| 2 Glass Fiber Fleece | 8 Diagonal Glass Fiber   |
| 3 Glass Fiber        | 9 Reinforced Glass Fiber |
| 4 Graphene           | 10 Edge                  |
| 5 Dampening Layer    | 11 Base                  |
| 6 Wood Core          |                          |

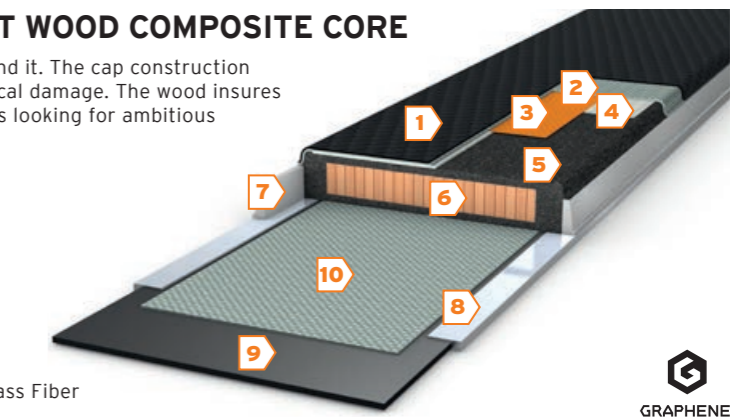


Relevant HEAD skis: KORE X 90, KORE X 85, Worldcup Rebels e.XSR, Worldcup e.Race Team JRS, Oblivion JR, Oblivion JR Pro, Oblivion 94, Oblivion 84, KORE Team

## SUPERLITE POWER SIDEWALL JACKET WOOD COMPOSITE CORE

A vertically laminated wood core with a PU injected sock around it. The cap construction with ABS Sidewalls insures complete protection from mechanical damage. The wood insures stability against vibrations and a smooth ride for target groups looking for ambitious performance.

- |                        |                           |
|------------------------|---------------------------|
| 1 Top Sheet            | 6 Wood Core               |
| 2 Glass Fiber          | 7 Sidewall                |
| 3 Graphene             | 8 Edge                    |
| 4 Diagonal Glass Fiber | 9 Base                    |
| 5 Synthetic Core       | 10 Reinforced Glass Fiber |



Relevant HEAD skis: KORE X 80, Shape e.V5, Shape V4, Absolut Joy, Real Joy, Shape AM R

